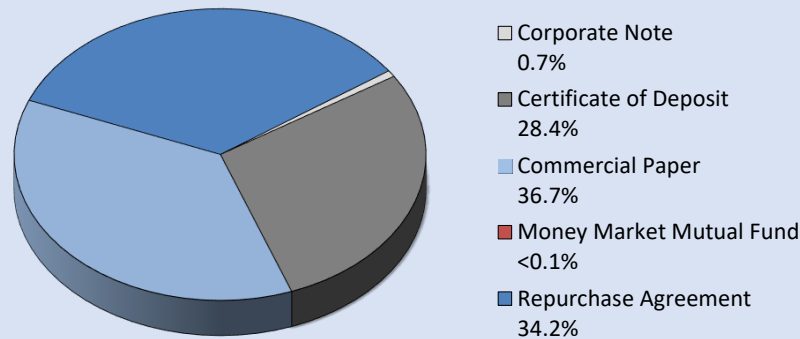


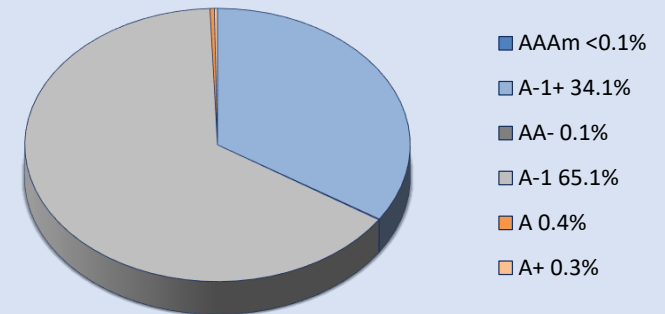
<b>Total Fund Net Assets<sup>1</sup></b>	<b>\$20,505,347,691</b>	<b>Weighted Average Maturity</b>	<b>48 Days</b>
<b>Current 7-Day Yield<sup>2</sup></b>	<b>4.47%</b>	<b>Net Asset Value per Share</b>	<b>\$1.00</b>
<b>S&amp;P Rating<sup>3</sup></b>	<b>AAAm</b>		

**Portfolio Sector Composition**



Percentages may not total to 100% due to rounding.

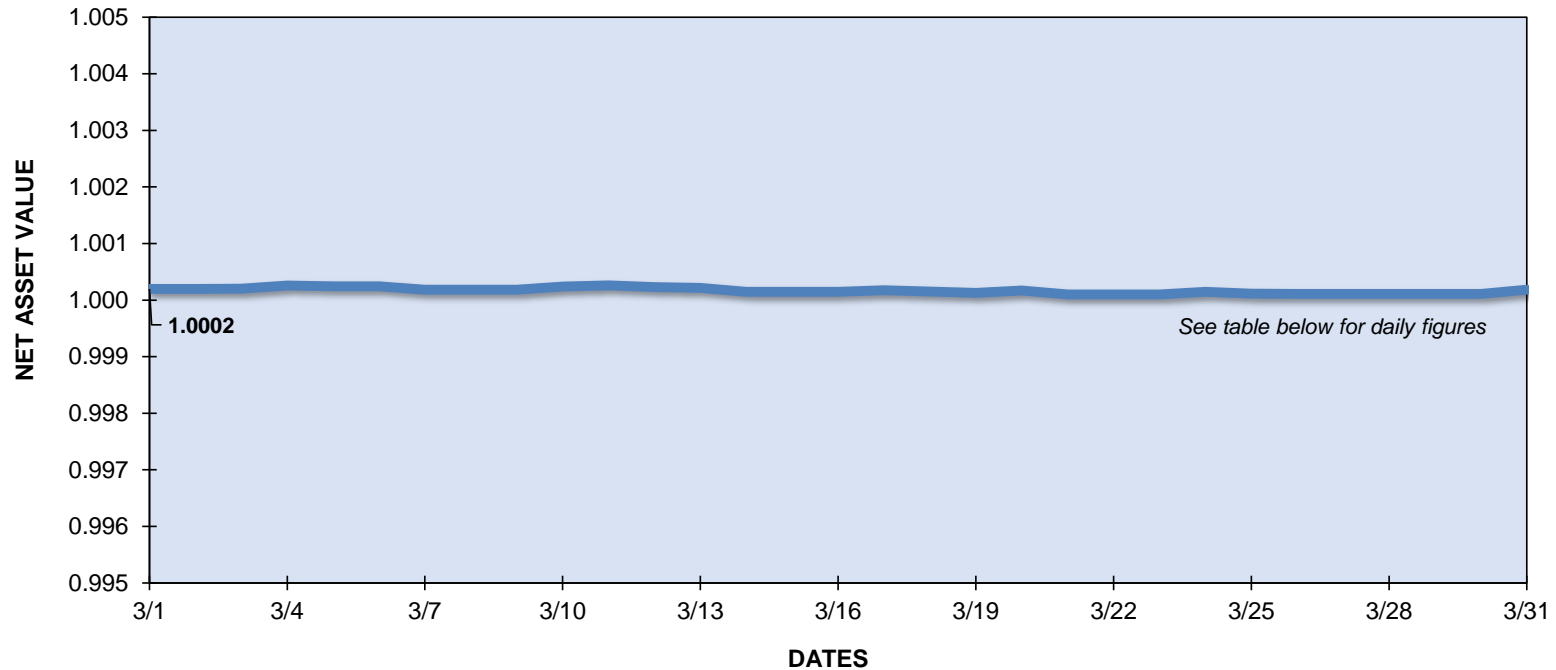
**Portfolio Credit Quality Distribution\*\***



\*\*Ratings by S&P Global.  
Percentages may not total 100% due to rounding.

1. Total fund net assets, portfolio holdings valued at amortized cost, trade date based.
2. As of March 31, 2025. The current seven-day yield of the CAMP Cash Reserve Portfolio may, from time to time, be quoted in reports, literature and advertisements published by the Trust. The current seven-day yield, also known as the current annualized yield, represents the net change, exclusive of capital changes and income other than investment income, in the value of a hypothetical account with a balance of one share (normally \$1.00 per share) over a seven-day base period expressed as a percentage of the value of one share at the beginning of the seven-day period. This resulting net change in account value is then annualized by multiplying it by 365 and dividing the result by 7. Past performance is not indicative of future results and yields may vary.  
**Past performance is not indicative of future results and yields may vary.**
3. S&P Global AAAm Rating: S&P evaluates a number of factors, including credit quality, market price, exposure, and management. Please visit [SPGlobal.com/Ratings](https://www.spglobal.com/Ratings) for more information and ratings methodology.

**CAMP Daily Net Asset Value<sup>1</sup>**  
**March 2025**



Daily Figures

1	2	3	4	5	6	7	8	9	10	11	12	13	14	15	16
1.0002	1.0002	1.0002	1.0003	1.0002	1.0002	1.0002	1.0002	1.0002	1.0002	1.0003	1.0002	1.0002	1.0001	1.0001	1.0001
17	18	19	20	21	22	23	24	25	26	27	28	29	30	31	
1.0002	1.0002	1.0001	1.0002	1.0001	1.0001	1.0001	1.0001	1.0001	1.0001	1.0001	1.0001	1.0001	1.0001	1.0002	

1. Under GASB 79 an LGIP is permitted to conduct purchases and redemptions of its shares at \$1.00 per share so long that the fund's mark to market NAV is within one-half of one percent of the amortized cost NAV of the fund (between 0.995 and 1.005).

CAMP® is a registered trademark and the CAMP logos and designs are trademarks owned by the California Asset Management Trust (Trust).

This information is for institutional investor use only, not for further distribution to retail investors, and does not represent an offer to sell or a solicitation of an offer to buy or sell any fund or other security. Investors should consider the Trust's investment objectives, risks, charges and expenses before investing in the Trust. This and other information about the Trust is available in the Trust's current Information Statement, which should be read carefully before investing. A copy of the Trust's Information Statement may be obtained by calling 1-800-729-7665 or is available on the Trust's website at [www.camponline.com](http://www.camponline.com). While the Cash Reserve Portfolio seeks to maintain a stable net asset value of \$1.00 per share and the CAMP Term Portfolio seeks to achieve a net asset value of \$1.00 per share at the stated maturity, it is possible to lose money investing in the Trust. An investment in the Trust is not insured or guaranteed by the Federal Deposit Insurance Corporation or any other government agency. Shares of the Trust are distributed by U.S. Bancorp Investments, Inc., member FINRA ([www.finra.org](http://www.finra.org)) and SIPC ([www.sipc.org](http://www.sipc.org)). PFM Asset Management is a division of U.S. Bancorp Asset Management, Inc., which serves as administrator and investment adviser to the Trust. U.S. Bancorp Asset Management, Inc. is a direct subsidiary of U.S. Bank N.A. and an indirect subsidiary of U.S. Bancorp. U.S. Bancorp Investments, Inc. is a subsidiary of U.S. Bancorp and affiliate of U.S. Bank N.A.